

AMAZING TALES

This PDF contains three different styles of character sheet for Amazing Tales, designed so your kids can keep track of their characters, just the way grown-ups do when they play role-playing games.

The first sheet features four big boxes for the skills. For each skill draw a picture in the box to show what the skill is. Maybe a sword for the 'fighting monsters' skill, or a spaceship for the 'flying spaceships' skill. You can write the dice size in the corner to remember it for future games.

During play keep the appropriate dice on the picture. This may help kids who can't read remember which dice is their fighting monsters dice, and which is their flying spaceships dice.

The second sheet simply has lines to write the skills and dice sizes onto.


The third sheet has dice icons next to each skill. Kids can keep their dice on the matching icon to help them remember which is which.

That's it. Now, go tell an amazing tale with your kids.


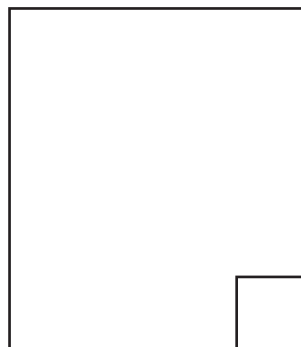
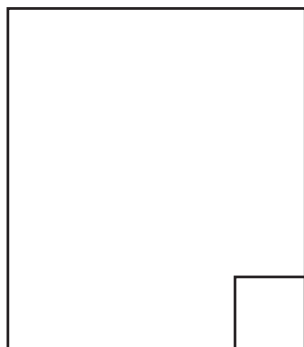
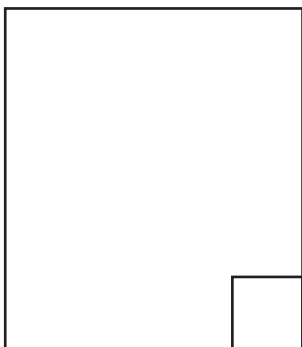
AMAZING TALES

My hero's name is _____

My hero looks like



My hero is good at



AMAZING TALES

My hero's name is _____

My hero looks like

My hero is good at

My Hero's name is _____

They are good at









They look like

A large, empty rounded rectangular box for drawing or writing a description of the hero's appearance.